



**we connect technology,
policy and finance**

FTTH Council Europe

Socioeconomic benefits of fibre: the perspective of
end-users

23 April 2018

FTTH CONFERENCE 2019, 12-14 March

RAI Amsterdam, The Netherlands

www.ftthconference.eu



Gimme Fibre Day on 4 November 2018



Don't miss out!

It's YOUR day!

www.gimmefibre.eu

Follow the FTTH Council Europe activities



@FTTHCouncilEU



FTTH Council Europe



FTTH Council Europe
I want fibre



FTTH Council Europe

www.ftthcouncil.eu

Webinar

- 20-25 minutes presentation
- 15-20 minutes Q&A
- Please write your questions in the question box of the webinar system
- Relevant questions that are not answered during the webinar will be answered by email
- The slides will be available for download after the webinar
- The webinar is recorded and can be viewed as video-stream afterwards. The video will be available on the website of the FTTH Council Europe within one week
- Slides and information about the availability will be sent to registered attendees by email

FTTH Council Europe

Post your comments on the Webinar on Twitter:



#ftthwebinar

Webinar



Moderator:

Karin Ahl
Chair Policy and
Regulations Committee
FTTH Council Europe



Presenter:

Dr. René C.G. Arnold
Head of Department
Markets and Perspectives
WIK-Consult GmbH



FTTH Council Europe – Webinar 23rd April 2018

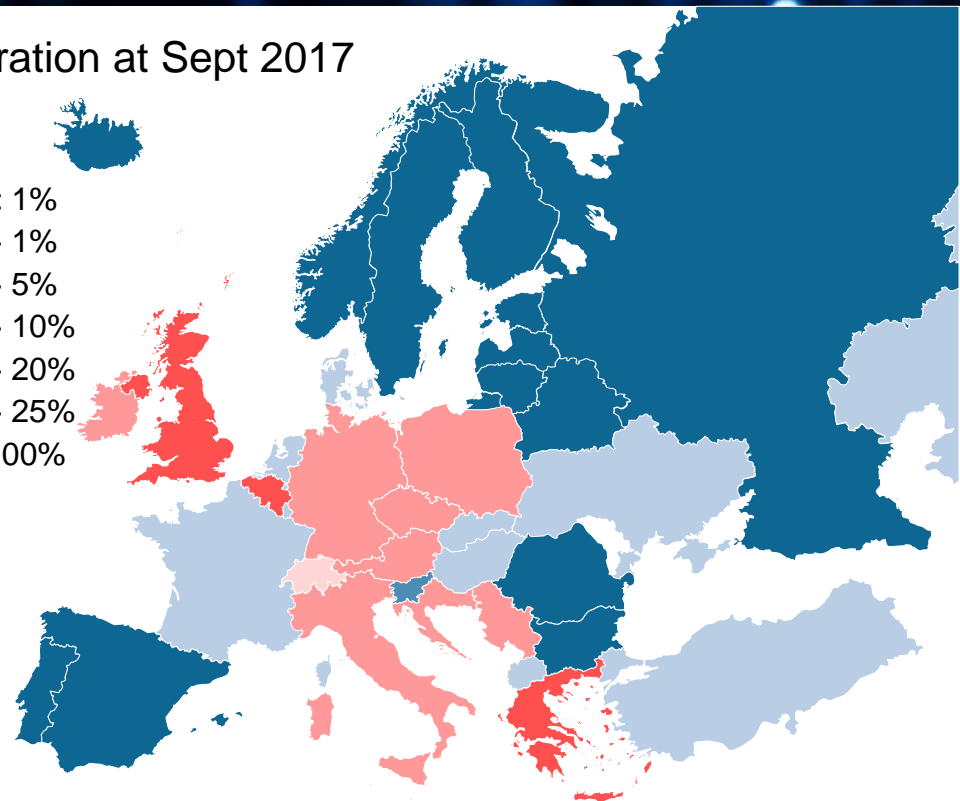
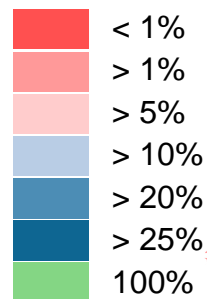
The Socio-Economic Benefits of FTTH

Dr René C.G. Arnold

Around 20 million FTTH/B subscribers in Europe

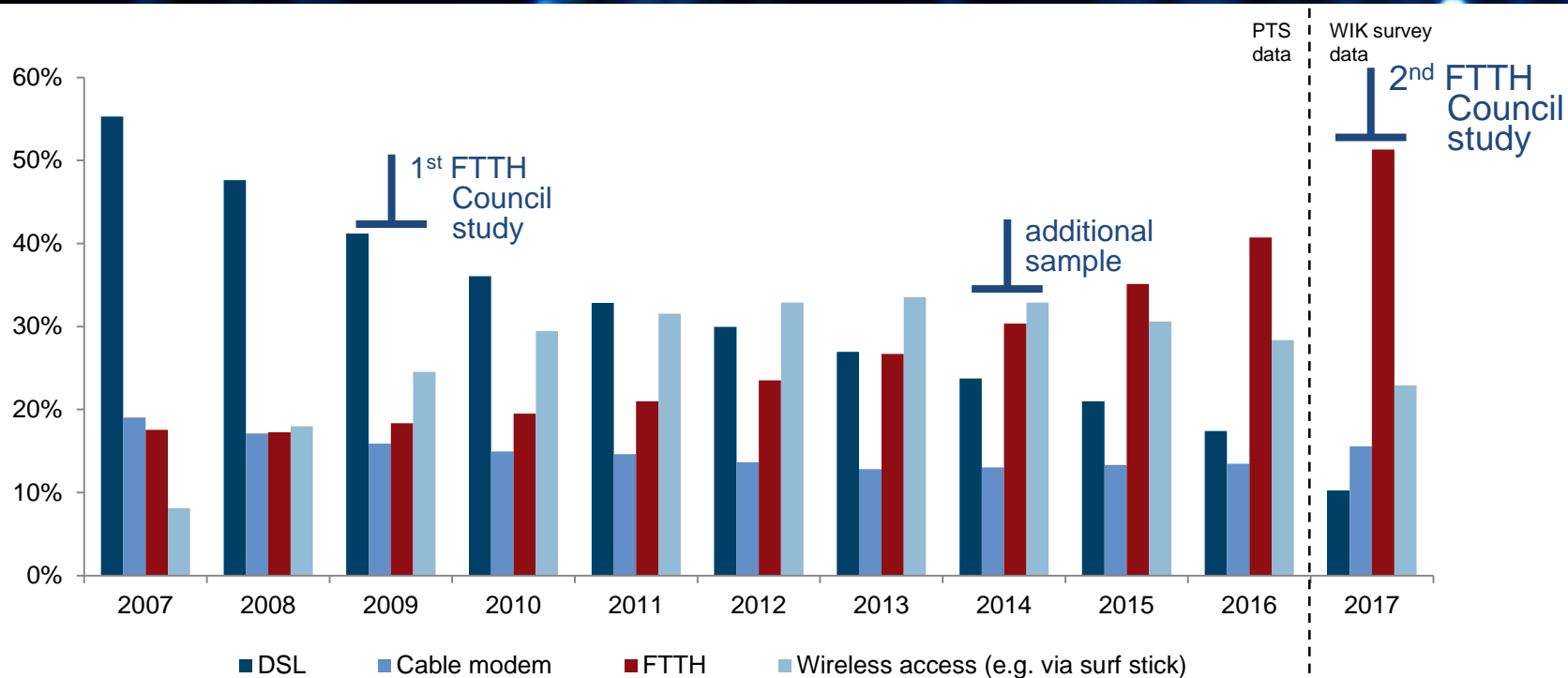
- The number of FTTH/B subscribers in the EU28 has grown more than fourfold since the last FTTH Council Europe study on socio-economic benefits of FTTH.
- Scandinavian and Baltic countries lead the way with regard to current penetration of FTTH/B.
- FTTH/B pioneers Sweden and the Netherlands were selected to trace the socio-economic effects of fibre in the present study.

Penetration at Sept 2017



Source: IDATE DigiWorld 2017

Sweden – An FTTH success story



Source: Data for 2007 to 2016 was taken from the Swedish Post and Telecom Authority (2017); data for 2017 was collected via a representative consumer survey conducted for this study, N=803. To harmonise both data sets other Internet access technologies (e.g. satellite, dial-up, etc.) were not considered in the figure above.



Our Goal:

- Identify the socio-economic benefits of FTTH

Our Methodology:

- Representative survey of 1018 Swedish consumers
- Case Study in Sweden
- Case Study in the Netherlands

Agenda

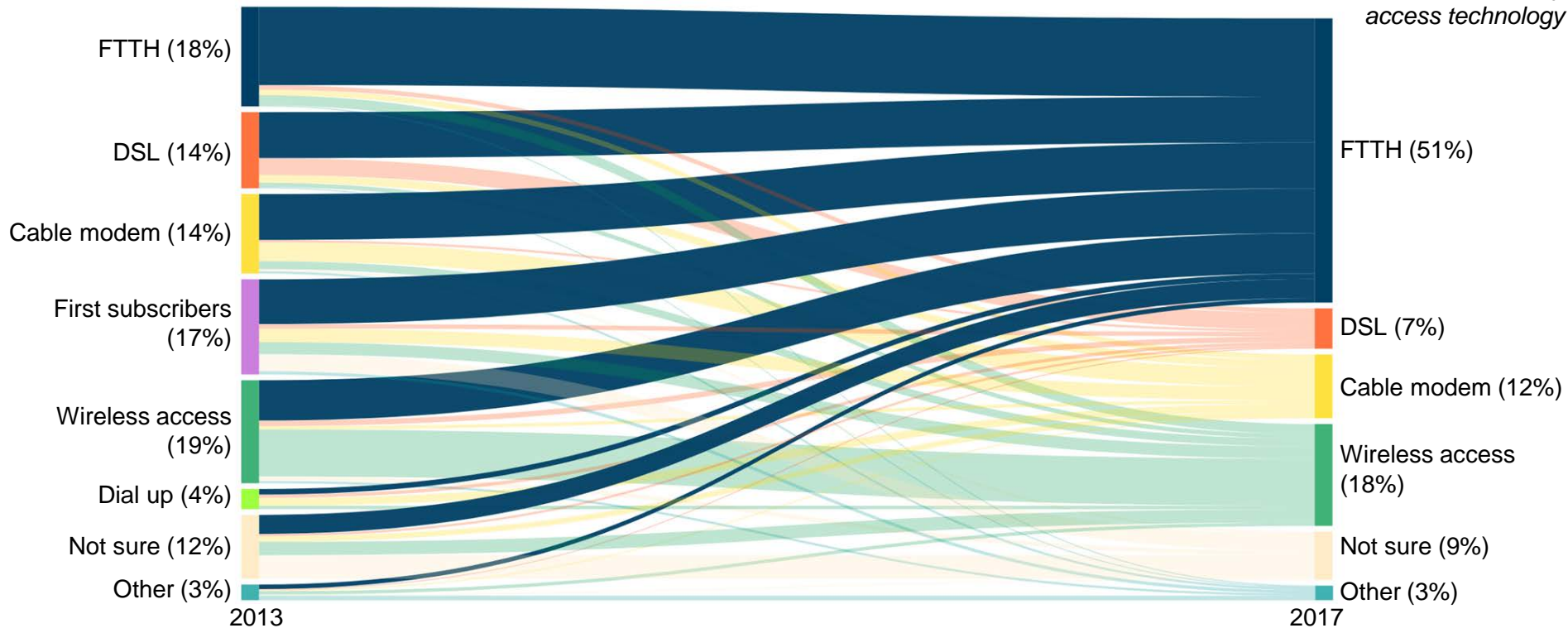
- Consumer Survey Results
- International Snapshots of FTTH's Impact
- An Outlook
- Summary



Consumer Survey Results

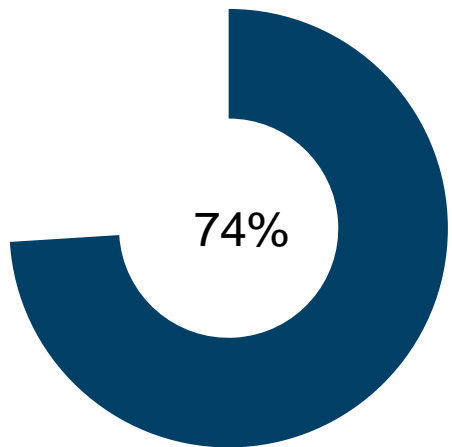
Swedes migrate to FTTH

Share of Internet connections by access technology

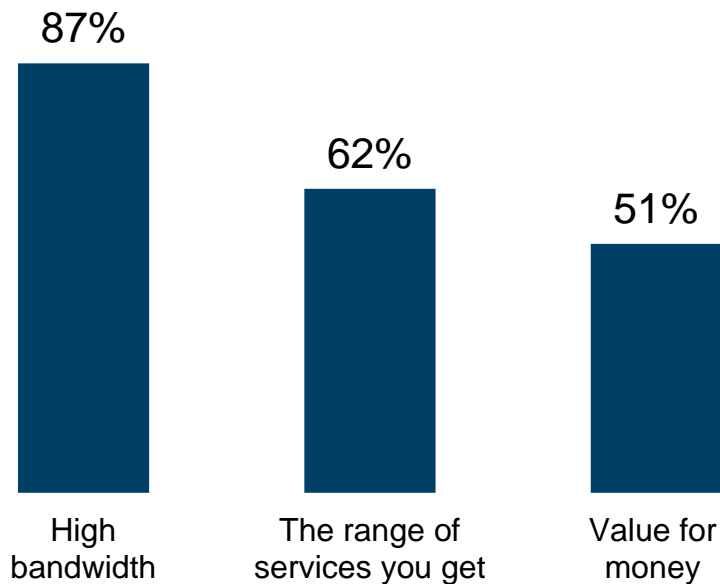


Fibre makes a difference

- More than 70% of those who made the switch to fibre noticed a difference to their previous Internet access technology.



- For the majority of FTTH users fibre is about higher speed and better value for money.*



* Percentage share of the maximum available points in a ranking exercise.
Source: Representative consumer survey (2017), N=347.

...in love with their FTTH connections

52%
DSL

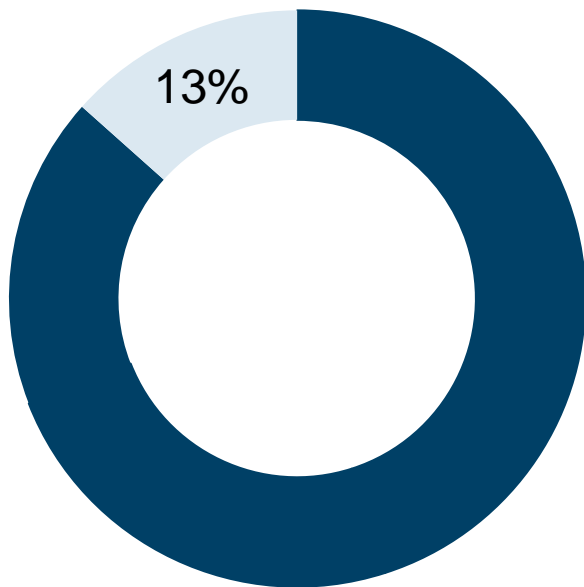
72%
cable

83%
FTTH

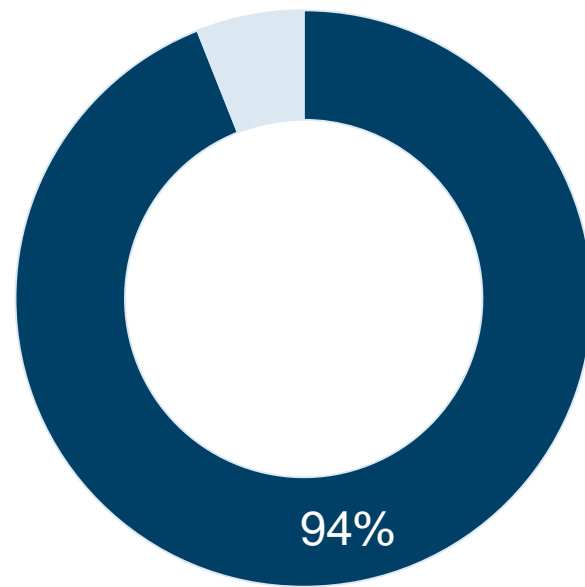
satisfied
customers

Consumers want fibre

- Only 13% of non-FTTH users claim that they have consciously decided against an FTTH subscription.



- 94% of non-FTTH users would consider subscribing to FTTH if it was made available in their area.



FTTH users do more online

On average
FTTH users are

11%

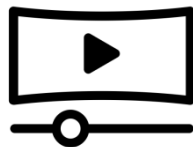
more active
online.



FTTH users do more online



Information
+ 7%



Entertainment
+ 15%

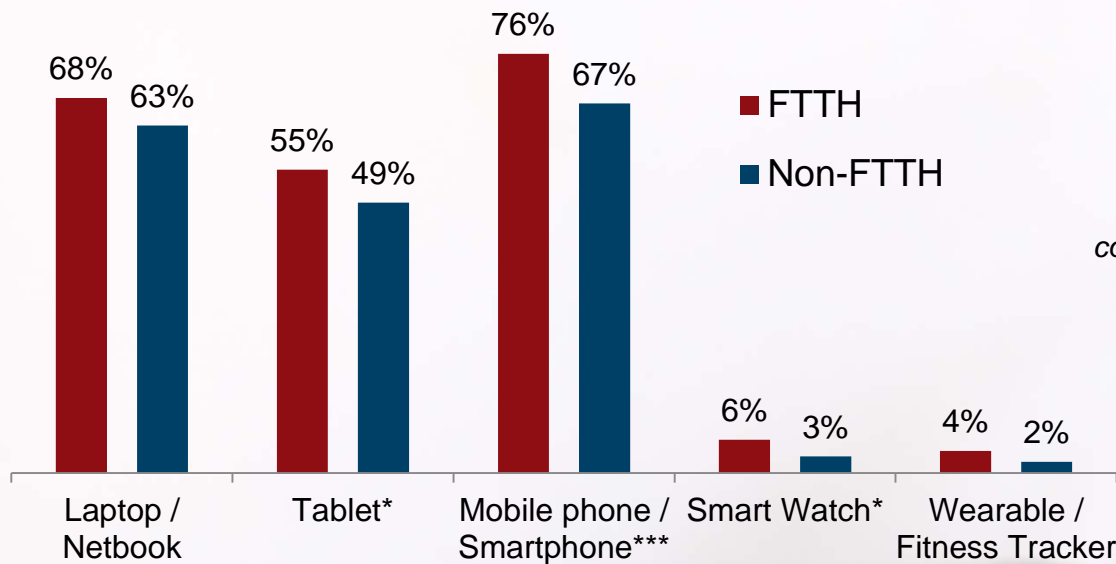


Social Interaction
+ 15%



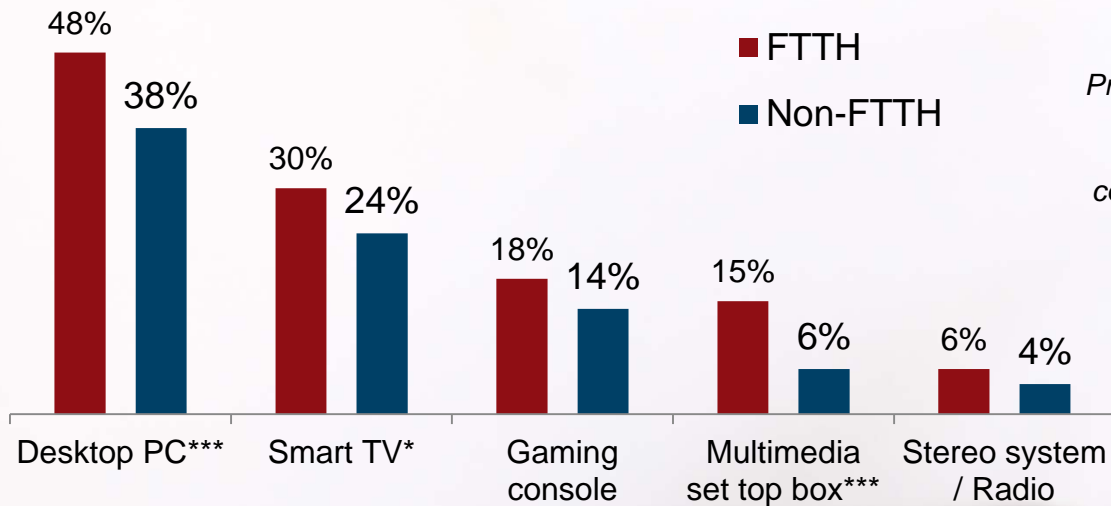
Local Services
+ 10%

FTTH users use more mobile devices than non-FTTH users



*Proportions of users
owning specific
mobile devices
connected to the
Internet*

...the same goes for stationary devices




*Proportions in % of users
owning specific
stationary devices
connected to the
Internet*

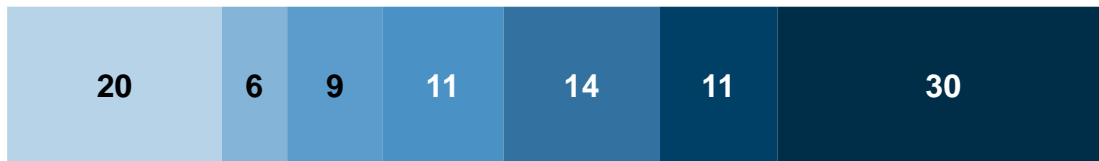
Video streaming

*Percentage shares of
OTT services used for
video content consumption
(in an average month)*

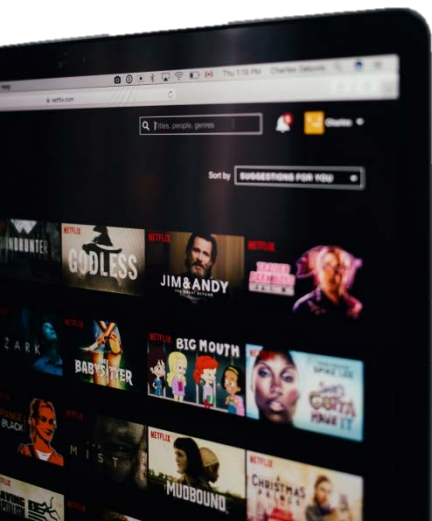
Germany



Sweden

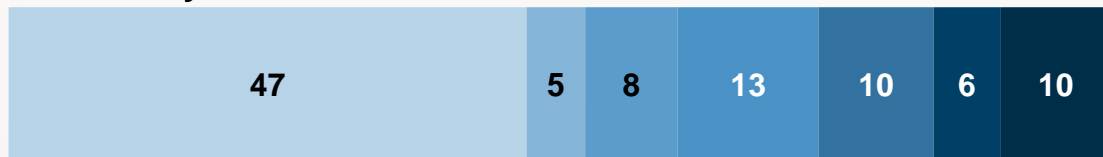


■ 0% ■ 1-20% ■ 21-40% ■ 41-60% ■ 61-80% ■ 81-99% ■ 100%

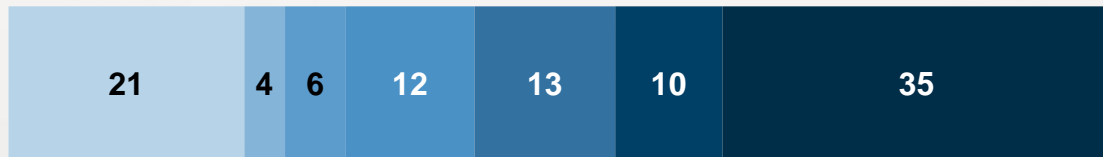


Music streaming

Germany



Sweden



■ 0% ■ 1-20% ■ 21-40% ■ 41-60% ■ 61-80% ■ 81-99% ■ 100%

*Percentage shares of OTT services used for music content consumption
(in an average month)*



International Snapshots of FTTH's Impact

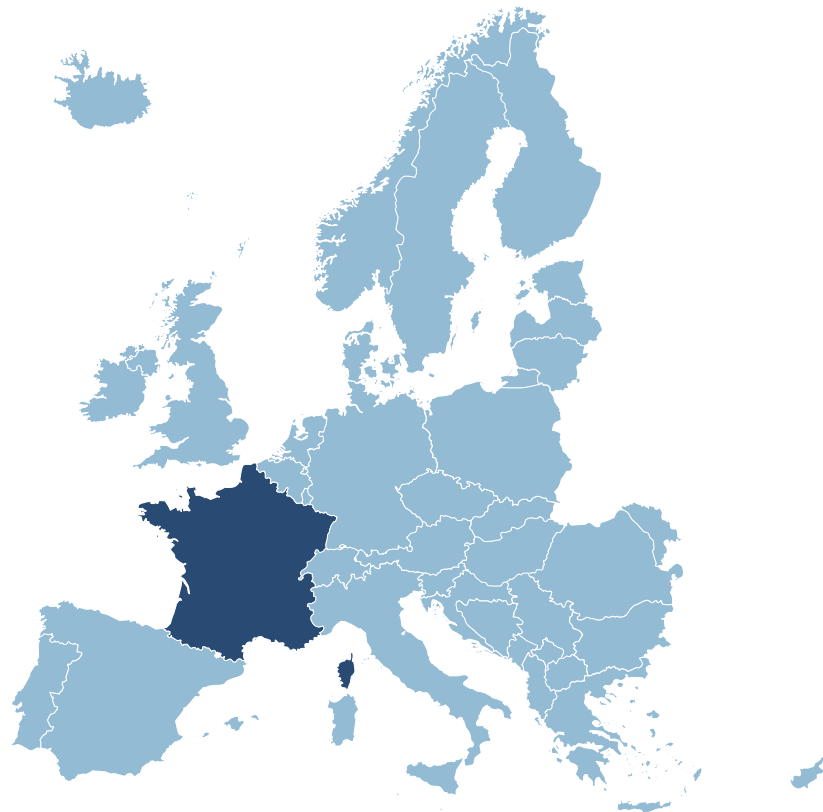
88% less
greenhouse gas
emissions per gigabit
with FTTH/B
infrastructure
compared to other
access
technologies.



France

4.8% more
start-ups

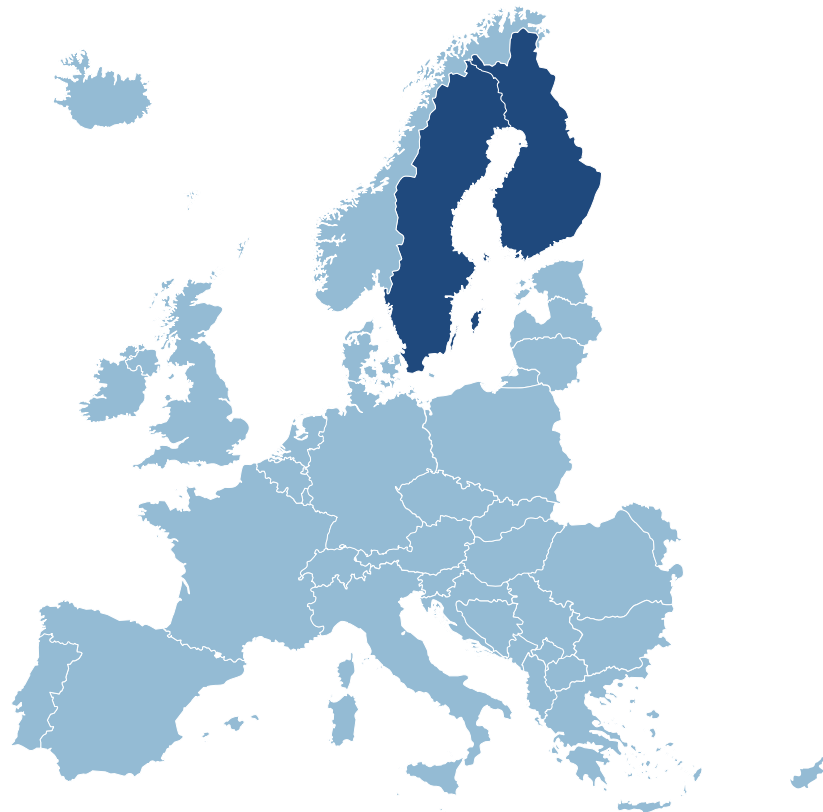
in French municipalities
with ultrafast broadband
compared to the ones
with slower access.



Sweden and Finland

€75 to €425

per capita can be saved
annually in small
municipalities
depending on
the take-up rate
of digital home services
enabled by FTTH
broadband.



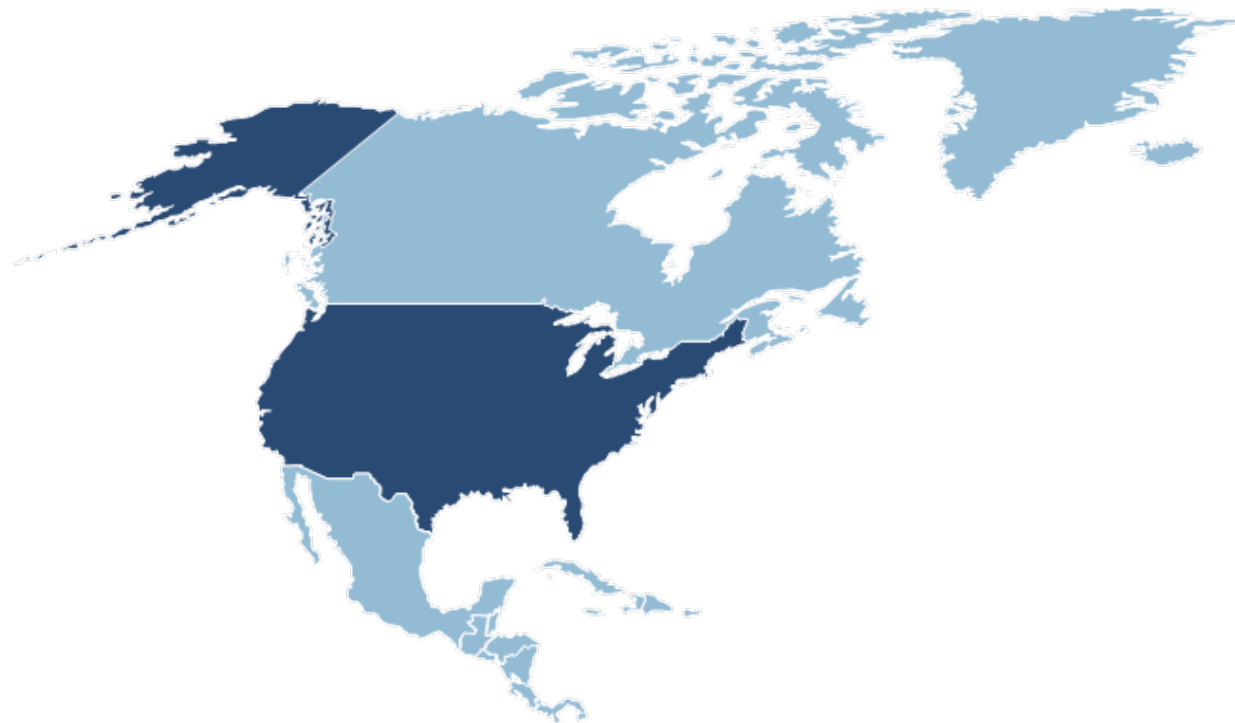
USA

12.8 days

homeoffice per month for
FTTH users compared to
an average of 10.8 days
for DSL & cable users.

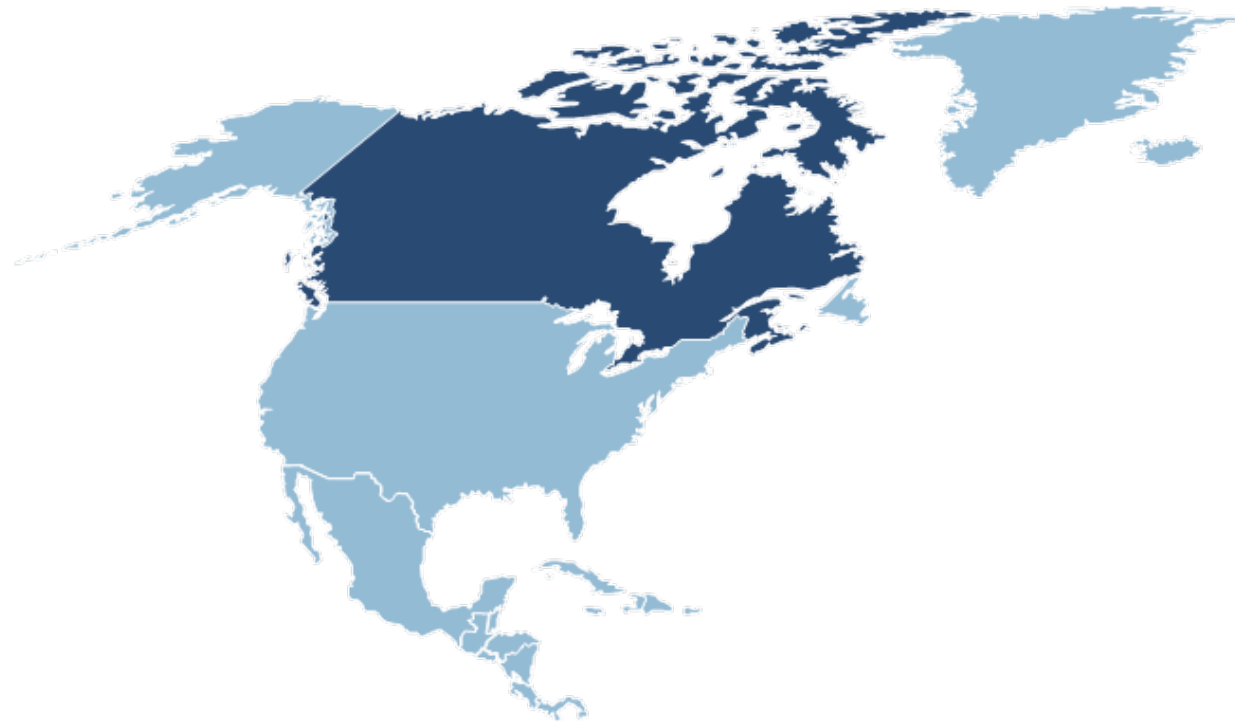
1.1 %

higher GDP per capita
in communities with
Gigabit broadband
access than in the ones
with a slower one.



Canada

2.9%
expected
increase in
employment
from full FTTP
roll out.






An Outlook

Immersive media

- Today's virtual and augmented reality systems require 100 to 200 Mbit/s for a one-way immersive experience. Future applications, however, will likely require fully symmetric access of more than 1 Gbit/s.
- A fully immersive experience will engage all senses. Therefore, latency of less than 1 ms is required.
- Virtual and augmented reality will provide new opportunities in multiple sectors other than entertainment:
 - Virtual and augmented reality enables students to learn together in situ no matter where they are located. It also enhances cognitive and social skills.
 - Virtual reality enables remote diagnostics, therapy and surgery, from which individuals living in rural areas can benefit the most.



The background image shows a person in a red and blue plaid shirt gesturing with their hands in a meeting. In the background, another person is visible, and a laptop on a desk displays a dashboard with various charts and graphs. A blue semi-transparent box is overlaid on the right side of the image.

Summary

Summary (1 of 2)

Study objective

- This study investigates the socio-economic benefits of FTTH in Sweden and the Netherlands using a representative consumer survey and case studies.

Survey results

- Consumers have been migrating to FTTH in Sweden since 2007, while the shares of subscriptions that rely on other technologies such as DSL and cable have decreased over the same period.
- In Sweden over half of the contracts signed since 2014 have involved broadband connection speeds of more than 100 Mbit/s. In 2017 more than 40% of all Internet subscribers enjoyed high-speed broadband access of more than 100 Mbit/s.
- The proportion of households in Sweden with Internet speeds of more than 100 Mbit/s has grown in rural areas in particular. The share rose from just 6% in 2014 to 47% in 2017.
- Approximately 67% of all broadband connections that provide speeds of more than 100 Mbit/s in Sweden are based on FTTH. In rural areas this share rises to 82%.
- For FTTH subscribers high bandwidth is the primary reason for purchasing an FTTH connection.

Summary (2 of 2)

- On average Swedish FTTH broadband subscribers perform 11% more activities online than subscribers with other Internet access technologies, especially activities regarding entertainment or connecting with other people.
- Swedes with high-speed Internet access use music and video streaming services significantly more frequently than Germans. 30% and 35% of Swedes watch videos and listen to music solely over the Internet. Only 10% and 21% of Germans are similarly drawn to online video and music streaming.
- FTTH users are consistently more likely to own connected devices than non-FTTH users thus indicating a more progressive Internet usage pattern for FTTH users.
- 82% of FTTH customers say that they like their service very much or that it is above average. This is a substantially higher level of satisfaction than that recorded for any other Internet access technology in Sweden.
- Almost all non-FTTH subscribers (94%) would subscribe to FTTH if it was made available in their area.

Contact

Dr. Iris Henseler-Unger
General Manager and Director
WIK-Consult GmbH
Rhöndorfer Str. 68
53604 Bad Honnef
Tel.: +49 2224 92 25 10
Fax: +49 2224 92 25 68
email: i.henseler-unger@wik-consult.com
homepage: www.wik-consult.com

More insights:

Wernick, C, F Queder, S Strube Martins, & C Gries. 2017. Ansätze zur Glasfaser-Erschließung unterversorgter Gebiete. Bad Honnef: WIK-Consult.

Wernick, C, S Strube Martins, C Bender, & C Gries. 2016. Markt- und Nutzungsanalyse von hochbitratigen TK-Diensten für Unternehmen der gewerblichen Wirtschaft in Deutschland. Bad Honnef: WIK.

Wernick, C, & C Bender. 2016. The Role of Municipalities for Broadband Deployment in Rural Areas: An Economic Perspective. Bad Honnef: WIK.



Webinar

Questions?

Thank you for your attention!

www.ftthcouncil.eu

